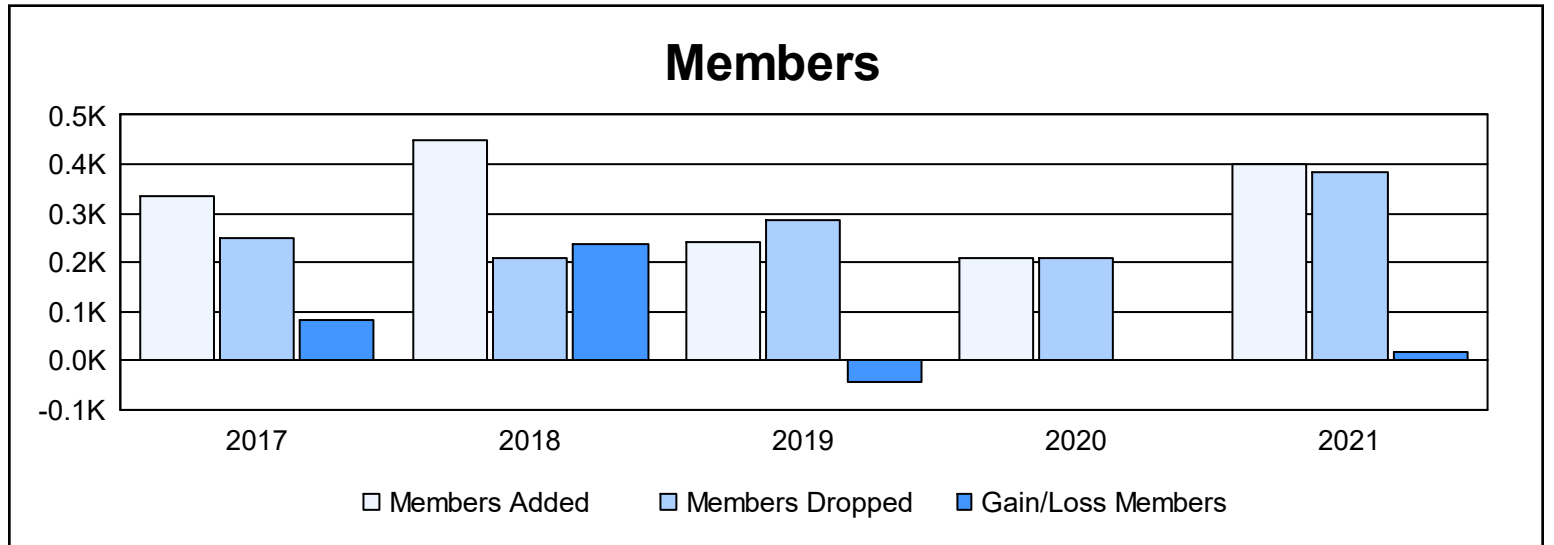
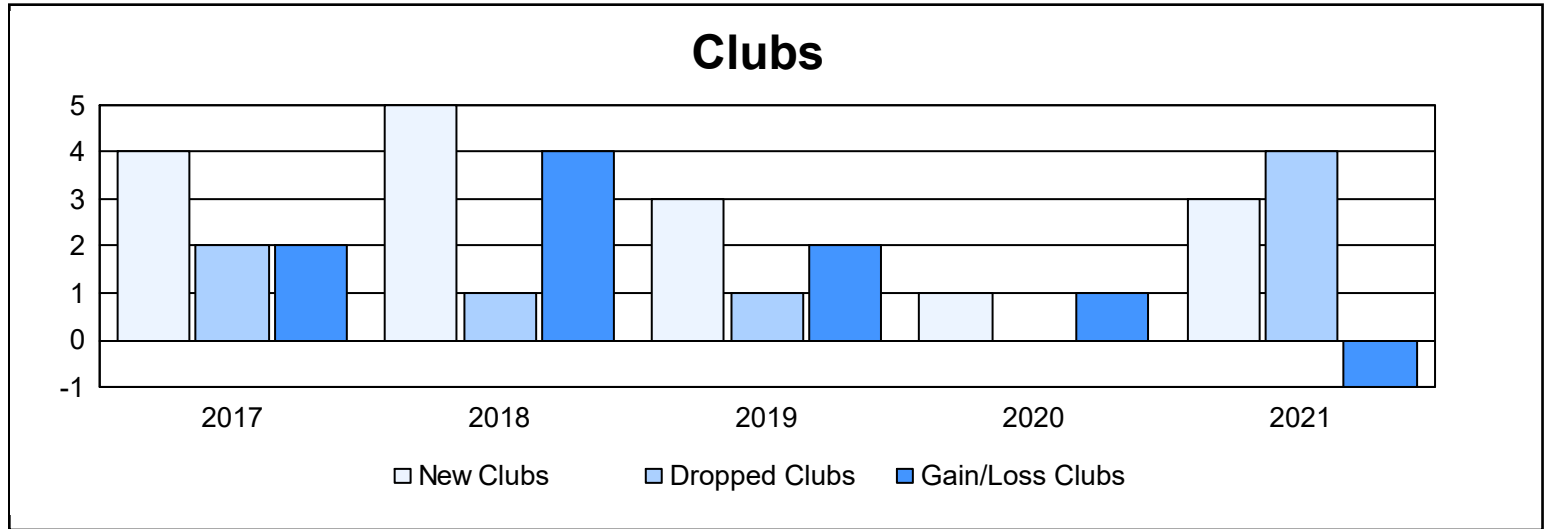
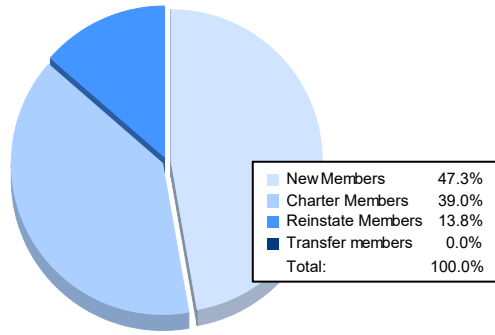


Year	New Clubs	Dropped Clubs	Gain/ Loss Clubs	New Members	Charter Members	Reinstate Members	Transfer Members	Total Member Added	Total Members Dropped	Gain/ Loss Members
2016-2017	4	2	2	227	81	23	2	333	249	84
2017-2018	5	1	4	318	118	6	6	448	210	238
2018-2019	3	1	2	153	77	9	1	240	285	-45
2019-2020	1	0	1	118	34	55	3	210	210	0
2020-2021	3	4	-1	189	156	55	0	400	382	18
<b>Average</b>	<b>3</b>	<b>2</b>	<b>2</b>	<b>201</b>	<b>93</b>	<b>30</b>	<b>2</b>	<b>326</b>	<b>267</b>	<b>59</b>



### Membership Composition June 2021 Cumulative



### Gender Composition June 2021 Cumulative

